

RENESECURE

"Le Clos du Reuse Velt"


Rue Félix Inglard

Plan de la parcelle

Ech. : 1/200 - A4



Scannez pour plus d'informations



S = 343 m²

Surf. Plancher
maxi. 180 m²

21.41

11.37

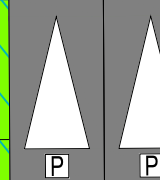
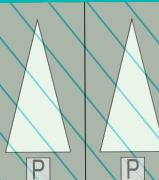
11.57

21.57

8.00

13.00

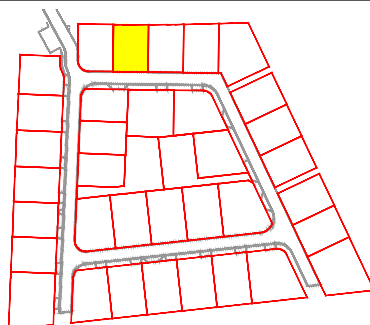
16.00




P


LOT

2



 Zone d'implantation de la construction

 Zone non constructible

 Accès à la parcelle

Document non contractuel
En attente du bornage définitif